




## Rubber Tracks: Tread Pattern Guide

### Compact Track Loader Tread Options



**Staggered Block—E-1**

Designed to offer a smooth ride on improved surfaces such as asphalt, concrete, clay and gravel. Cut and chip resistant. Go to tread for rental companies.



**C-Lug—E-3**

This all purpose/all terrain tread, is similar to the block pattern but adds additional flexibility and traction. Preferred by general contractors.



**Sawtooth—Z Pattern-Y6**

This aggressive tread pattern is designed to offer maximum traction in mud, snow, and sand as well as icy conditions. High rubber to void ratio.



**MGD**


This turf friendly tread is ideal for lawns, landscaping, golf courses and ball fields. Not available in all Takeuchi models.



## Mini Excavator Tread Patterns



**V-Lug—D-2**  
Our most popular mini excavator



**T-5 Tread**  
Used on many Yanmar machines



**N Tread**  
Used on larger mini excavator machines

## Smaller Mini Excavator Tread Patterns\*



**Tractor Lug—D1**




**E-1 Mini**  
Considered a block pattern but with tapered lugs. Commonly used on ride-on skid steers



**S-Lug**  
Commonly used on ride-on skid steers.


## Multi Terrain Loader



**ASV/MTL/N-4**

\*Not all sizes are available in every tread pattern. Your sales representative can assist you in verifying tread options for your size.

## Crawler Carrier



**Y Tread**